



Accreditation Report

Bonifay Elementary School

Holmes County School District

Mr. Rodd Jones, Principal
307 West North Avenue
Bonifay, FL 32425

TABLE OF CONTENTS

Executive Summary

Introduction.....	2
Description of the School.....	3
School's Purpose.....	4
Notable Achievements and Areas of Improvement.....	5
Additional Information	6

Self Assessment

Introduction.....	8
Standard 1: Purpose and Direction.....	9
Standard 2: Governance and Leadership.....	11
Standard 3: Teaching and Assessing for Learning	13
Standard 4: Resources and Support Systems.....	17
Standard 5: Using Results for Continuous Improvement.....	20
Report Summary.....	22

Stakeholder Feedback Diagnostic

Introduction.....	24
Stakeholder Feedback Data.....	25
Evaluative Criteria and Rubrics.....	26

Areas of Notable Achievement..... 27

Areas in Need of Improvement..... 28

Report Summary..... 29

Student Performance Diagnostic

Introduction..... 31

Student Performance Data..... 32

Evaluative Criteria and Rubrics..... 33

Areas of Notable Achievement..... 34

Areas in Need of Improvement..... 35

Report Summary..... 36

AdvancED Assurances

Introduction..... 38

AdvancED Assurances..... 39

Bonifay Elementary School Plan for Growth

Overview..... 41

Goals Summary..... 42

 Goal 1: We will continue to work on achieving student gains in reading and math..... 43

Activity Summary by Funding Source..... 44

Executive Summary

Introduction

Every school has its own story to tell. The context in which teaching and learning takes place influences the processes and procedures by which the school makes decisions around curriculum, instruction, and assessment. The context also impacts the way a school stays faithful to its vision. Many factors contribute to the overall narrative such as an identification of stakeholders, a description of stakeholder engagement, the trends and issues affecting the school, and the kinds of programs and services that a school implements to support student learning.

The purpose of the Executive Summary (ES) is to provide a school with an opportunity to describe in narrative form the strengths and challenges it encounters. By doing so, the public and members of the school community will have a more complete picture of how the school perceives itself and the process of self-reflection for continuous improvement. This summary is structured for the school to reflect on how it provides teaching and learning on a day to day basis.

Description of the School

Describe the school's size, community/communities, location, and changes it has experienced in the last three years. Include demographic information about the students, staff, and community at large. What unique features and challenges are associated with the community/communities the school serves?

BES houses 802 students. We are located in a small rural community that sits off I-10 midway of Tallahassee and Pensacola, Florida. The current population of Holmes County is 19, 717 (2013) and Bonifay is 2,772 (2013). Over the last three years our student body has remained, on average, the same. We've had eight retirements in the last three years, Lucianne Brown, Deborah Goolesby, Julie Short, Jennifer Braxton, Kathy Brazile, Brenda Rich, Jackie Jackson, and Janet Powell).

As of this year, we are mostly departmentalized in third grade and completely departmentalized in fourth. Two third grade classes are self-contained. Our efforts to work with the community we serve are involved. For instance, we have a detailed pick up policy for our students in which we provide passes (4) to family members in order to create cohesiveness among family and staff, as well as, maintain a nice flow during release times every afternoon. The challenge we face is parents/family forgetting their pass. In this case, they are directed to the front office where they are given a written pass by the receptionist to present at the pick-up gate. Not only is cohesiveness and flow maintained, but safety for our large student body is heightened even though we are a small rural area. We can never take the safety of our students for granted. T

School's Purpose

Provide the school's purpose statement and ancillary content such as mission, vision, values, and/or beliefs. Describe how the school embodies its purpose through its program offerings and expectations for students.

The school's purpose is to provide a safe, civil environment, staffed with highly qualified teachers, where excellence in student achievement is the goal. Our vision is to educate today's students for tomorrow's world. We believe in establishing an environment where students feel safe, loved, and respected throughout the day.

Teachers utilize various holidays to identify and celebrate the varying cultures within the classrooms. For example, some classrooms have a yearly holiday luncheon in which they invite parents to join their children for a holiday feast within the classroom. Families are encouraged to bring their favorite holiday dish and children share about their favorite family tradition and how they may celebrate. Also, our Art and Music teachers provide various opportunities to study and learn about various cultures throughout the year. In addition to this, various administration and staff are assigned at multiple duty posts throughout the school on a daily basis. We maintain consistency with the individuals at each post to allow the staff the opportunity to get to know the students and develop a relationship with them by seeing them daily. Also, we escort all non-school personnel throughout the school for visits and conferences to maintain security. This helps to provide a safe and secure environment for all students. Also, each K-4 students' backpack has been equipped with a label displaying the child's name and bus #, if necessary. The buses have also been detailed with a magnetic sign with their number fixed on the inside wall of the bus. If a student gets away from his teacher he can find his bus or a staff member will know where to take him.

Notable Achievements and Areas of Improvement

Describe the school's notable achievements and areas of improvement in the last three years. Additionally, describe areas for improvement that the school is striving to achieve in the next three years.

Over the last three years we've had our share of achievements. We achieved a score of an "A" for the 2013-14 school year. We improved a letter grade for the 2015-16 school year. We were in the top 10% in the state in learning gains during 2015-16 school year. We are working toward coming together with Bonifay Middle School in the upcoming school year, 2017-18, as one school, Bonifay Pre-K-8. We realize challenges are ahead as we strive to work toward a common goal of excellence among our students, faculty, and staff. We will always continue to work toward improving student gains.

Additional Information

Provide any additional information you would like to share with the public and community that were not prompted in the previous sections.

Parent involvement is always welcomed at BES.

Self Assessment

Introduction

AdvancED's Self Assessment (SA) diagnostic is based on the AdvancED Standards of Quality, which serves as the foundation of the accreditation and continuous improvement process. The SA is a valuable tool for collaboratively engaging staff members and stakeholders in purposeful, honest dialogue and reflection to assess the institution's adherence to the Standards, and guide its continuous improvement efforts. The SA includes the institution's self-ratings of and the evidence cited for each of the indicators, comments that explain the indicator's ratings and an overall narrative for each Standard. The results of the SA are reviewed by the External Review Team as one essential component of the preparation process for the institution's External Review.

Standard 1: Purpose and Direction

The school maintains and communicates a purpose and direction that commit to high expectations for learning as well as shared values and beliefs about teaching and learning.

Overall Rating: 3.0

Indicator	Statement or Question	Response	Evidence	Rating
1.1	The school engages in a systematic, inclusive, and comprehensive process to review, revise, and communicate a school purpose for student success.	The school's process for review, revision, and communication of the purpose statement is documented. The process is formalized and implemented on a regular schedule. The process includes participation by representatives from all stakeholder groups. The purpose statement focuses on student success.	<ul style="list-style-type: none"> •Minutes from meetings related to development of the school's purpose •Purpose statements - past and present 	Level 3

Indicator	Statement or Question	Response	Evidence	Rating
1.2	The school's leadership and staff commit to a culture that is based on shared values and beliefs about teaching and learning and supports challenging, equitable educational programs and learning experiences for all students that include achievement of learning, thinking, and life skills.	Commitment to shared values and beliefs about teaching and learning is clearly evident in documentation and decision making. This commitment is always reflected in communication among leaders and staff. Challenging educational programs and equitable learning experiences are implemented in a measurable way so that all students achieve learning, thinking, and life skills necessary for success. Evidence indicates a strong commitment to instructional practices that include active student engagement, a focus on depth of understanding, and the application of knowledge and skills. School leadership and staff hold one another accountable to high expectations for professional practice.	<ul style="list-style-type: none"> •The school's statement of purpose 	Level 4

Indicator	Statement or Question	Response	Evidence	Rating
1.3	The school's leadership implements a continuous improvement process that provides clear direction for improving conditions that support student learning.	School leaders implement a continuous improvement process for improving student learning and the conditions that support learning. Some stakeholder groups are engaged in the process. School personnel maintain a profile with data on student and school performance. The profile contains data used to identify goals for the improvement of achievement and instruction that are aligned with the school's purpose. The process includes action planning that identifies measurable objectives, strategies, activities, resources, and timelines for achieving improvement goals. Most interventions and strategies are implemented with fidelity. Some documentation that the process yields improved student achievement and instruction is available.	<ul style="list-style-type: none"> •Agenda, minutes from continuous improvement planning meetings •The school continuous improvement plan 	Level 2

Reflect upon your responses to each of the indicators and performance levels by considering and responding to the following questions when drafting your narrative response. Use language from the performance level descriptions to guide your writing. Cite sources of evidence External Review team members may be interested in reviewing.

Our school's leadership team does work closely together and share a sense of values and high standards in which they pass on to the faculty and staff. One area of improvement, at this time, would be to revisit the school purpose. We've not updated in a while. Going in to a new year and new school, maybe its time to look at this again.

Standard 2: Governance and Leadership

The school operates under governance and leadership that promote and support student performance and school effectiveness.

Overall Rating: 3.67

Indicator	Statement or Question	Response	Evidence	Rating
2.1	The governing body establishes policies and supports practices that ensure effective administration of the school.	Policies and practices clearly and directly support the school's purpose and direction and the effective operation of the school. Policies and practices require and have mechanisms in place for monitoring effective instruction and assessment that produce equitable and challenging learning experiences for all students. There are policies and practices requiring and giving direction for professional growth of all staff. Policies and practices provide clear requirements, direction for, and oversight of fiscal management.	<ul style="list-style-type: none"> •Communications to stakeholder about policy revisions 	Level 4

Indicator	Statement or Question	Response	Evidence	Rating
2.2	The governing body operates responsibly and functions effectively.	The governing body has a process to ensure that its decisions and actions are in accordance with defined roles and responsibilities, a code of ethics, and free of conflict of interest. Governing body members participate in a systematic, formal professional development process regarding the roles and responsibilities of the governing body and its individual members. The governing body complies with all policies, procedures, laws, and regulations and functions as a cohesive unit.	<ul style="list-style-type: none"> •Communication plan to inform all staff on code of ethics, responsibilities, conflict of interest •List of assigned staff for compliance 	Level 3

Indicator	Statement or Question	Response	Evidence	Rating
2.3	The governing body ensures that the school leadership has the autonomy to meet goals for achievement and instruction and to manage day-to-day operations effectively.	The governing body consistently protects, supports, and respects the autonomy of school leadership to accomplish goals for achievement and instruction and to manage day-to-day operations of the school. The governing body maintains a clear distinction between its roles and responsibilities and those of school leadership.	<ul style="list-style-type: none"> •Roles and responsibilities of school leadership •School improvement plan developed by the school •Communications regarding board actions 	Level 4

Accreditation Report

Bonifay Elementary School

Indicator	Statement or Question	Response	Evidence	Rating
2.4	Leadership and staff foster a culture consistent with the school's purpose and direction.	Leaders and staff deliberately and consistently align their decisions and actions toward continuous improvement to achieve the school's purpose. They encourage, support, and expect all students to be held to high standards in all courses of study. All stakeholders are collectively accountable for student learning. School leaders actively and consistently support and encourage innovation, collaboration, shared leadership, and rigorous professional growth. The culture is characterized by collaboration and a sense of community among all stakeholders.	<ul style="list-style-type: none">•Examples of collaboration and shared leadership•Examples of decisions aligned with the school's statement of purpose•Examples of decisions in support of the school's continuous improvement plan	Level 4

Indicator	Statement or Question	Response	Evidence	Rating
2.5	Leadership engages stakeholders effectively in support of the school's purpose and direction.	Leaders consistently communicate effectively with appropriate and varied representatives from stakeholder groups, provide opportunities for stakeholders to shape decisions, solicit feedback and respond to stakeholders, work collaboratively on school improvement efforts, and provide and support meaningful leadership roles for stakeholders. School leaders' proactive and persistent efforts result in measurable, active stakeholder participation; positive engagement in the school; a strong sense of community; and ownership.	<ul style="list-style-type: none">•Minutes from meetings with stakeholders•Involvement of stakeholders in a school improvement plan	Level 4

Indicator	Statement or Question	Response	Evidence	Rating
2.6	Leadership and staff supervision and evaluation processes result in improved professional practice and student success.	The focus of the criteria and processes of supervision and evaluation is improving professional practice and improving student success. Supervision and evaluation processes are regularly implemented. The results of the supervision and evaluation processes are used to monitor and effectively adjust professional practice and improve student learning.	<ul style="list-style-type: none">•Examples of professional development offerings and plans tied specifically to the results from supervision and evaluation•Representative supervision and evaluation reports	Level 3

Reflect upon your responses to each of the indicators and performance levels by considering and responding to the following questions when drafting your narrative response. Use language from the performance level descriptions to guide your writing. Cite sources of evidence External Review team members may be interested in reviewing.

Our administrative team works really well together. When events take place, situations arise, we come together and talk it out and figure out what could have been done differently. Did we miss a detail? Did we follow district protocol? We plan for who will be responsible in which next time. We take care of our students and staff in this way. We make sure we do what we can so they can continue to do what they are here to do, teach and learn. One area of needed improvement is looking at our school purpose. We will be blending with the middle school next year. It's probably time we look at this and see how we can improve.

Standard 3: Teaching and Assessing for Learning

The school's curriculum, instructional design, and assessment practices guide and ensure teacher effectiveness and student learning.

Overall Rating: 3.5

Indicator	Statement or Question	Response	Evidence	Rating
3.1	The school's curriculum provides equitable and challenging learning experiences that ensure all students have sufficient opportunities to develop learning, thinking, and life skills that lead to success at the next level.	Curriculum and learning experiences in each course/class provide all students with challenging and equitable opportunities to develop learning skills, thinking skills, and life skills. There is some evidence to indicate curriculum and learning experiences prepare students for success at the next level. Like courses/classes have equivalent learning expectations. Some learning activities are individualized for each student in a way that supports achievement of expectations.	<ul style="list-style-type: none"> •Lesson plans •Course descriptions 	Level 3

Indicator	Statement or Question	Response	Evidence	Rating
3.2	Curriculum, instruction, and assessment are monitored and adjusted systematically in response to data from multiple assessments of student learning and an examination of professional practice.	Using data from student assessments and an examination of professional practice, school personnel monitor and adjust curriculum, instruction, and assessment to ensure vertical and horizontal alignment and alignment with the school's goals for achievement and instruction and statement of purpose. There is a process in place to ensure alignment each time curriculum, instruction, and/or assessments are reviewed or revised. The continuous improvement process ensures that vertical and horizontal alignment as well as alignment with the school's purpose are maintained and enhanced in curriculum, instruction, and assessment.	<ul style="list-style-type: none"> •Common assessments •Products – scope and sequence, curriculum maps 	Level 3

Indicator	Statement or Question	Response	Evidence	Rating
3.3	Teachers engage students in their learning through instructional strategies that ensure achievement of learning expectations.	Teachers plan and use instructional strategies that require student collaboration, self-reflection, and development of critical thinking skills. Teachers personalize instructional strategies and interventions to address individual learning needs of students when necessary. Teachers use instructional strategies that require students to apply knowledge and skills, integrate content and skills with other disciplines, and use technologies as instructional resources and learning tools.	<ul style="list-style-type: none"> •Examples of teacher use of technology as an instructional resource •Findings from supervisor walk-thrus and observations 	Level 3

Accreditation Report

Bonifay Elementary School

Indicator	Statement or Question	Response	Evidence	Rating
3.4	School leaders monitor and support the improvement of instructional practices of teachers to ensure student success.	School leaders formally and consistently monitor instructional practices through supervision and evaluation procedures to ensure that they 1) are aligned with the school's values and beliefs about teaching and learning, 2) are teaching the approved curriculum, 3) are directly engaged with all students in the oversight of their learning, and 4) use content-specific standards of professional practice.	•Administrative classroom observation protocols and logs	Level 3

Indicator	Statement or Question	Response	Evidence	Rating
3.5	Teachers participate in collaborative learning communities to improve instruction and student learning.	All members of the school staff participate in collaborative learning communities that meet both informally and formally. Collaboration often occurs across grade levels and content areas. Staff members have been trained to implement a formal process that promotes discussion about student learning. Learning from, using, and discussing the results of inquiry practices such as action research, the examination of student work, reflection, study teams, and peer coaching occur regularly among most school personnel. School personnel indicate that collaboration causes improvement results in instructional practice and student performance.	•Agendas and minutes of collaborative learning committees	Level 3

Indicator	Statement or Question	Response	Evidence	Rating
3.6	Teachers implement the school's instructional process in support of student learning.	All teachers systematically use an instructional process that clearly informs students of learning expectations and standards of performance. Exemplars are provided to guide and inform students. The process requires the use of multiple measures, including formative assessments, to inform the ongoing modification of instruction and provide data for possible curriculum revision. The process provides students with specific and immediate feedback about their learning.	•Examples of assessments that prompted modification in instruction	Level 4

Indicator	Statement or Question	Response	Evidence	Rating
3.7	Mentoring, coaching, and induction programs support instructional improvement consistent with the school's values and beliefs about teaching and learning.	All school personnel are engaged in systematic mentoring, coaching, and induction programs that are consistent with the school's values and beliefs about teaching, learning, and the conditions that support learning. These programs set high expectations for all school personnel and include valid and reliable measures of performance.	•Records of meetings and walk thrus/feedback sessions •Descriptions and schedules of mentoring, coaching, and induction programs with references to school beliefs and values about teaching and learning	Level 4

Accreditation Report

Bonifay Elementary School

Indicator	Statement or Question	Response	Evidence	Rating
3.8	The school engages families in meaningful ways in their children's education and keeps them informed of their children's learning progress.	Programs that engage families in meaningful ways in their children's education are designed, implemented, and evaluated. Families have multiple ways of staying informed of their children's learning progress.	<ul style="list-style-type: none">•List of varied activities and communications modes with families, e.g., info portal, online, newsletters, parent centers, academic nights, open house, early release days•Calendar outlining when and how families are provided information on child's progress	Level 4

Indicator	Statement or Question	Response	Evidence	Rating
3.9	The school has a formal structure whereby each student is well known by at least one adult advocate in the school who supports that student's educational experience.	School personnel participate in a structure that gives them long-term interaction with individual students, allowing them to build strong relationships over time with the student. All students may participate in the structure. The structure allows the school employee to gain insight into and serve as an advocate for the student's needs regarding learning skills, thinking skills, and life skills.	<ul style="list-style-type: none">•Master schedule with time for formal adult advocate structure•Description of formal adult advocate structures	Level 3

Indicator	Statement or Question	Response	Evidence	Rating
3.10	Grading and reporting are based on clearly defined criteria that represent the attainment of content knowledge and skills and are consistent across grade levels and courses.	All teachers consistently use common grading and reporting policies, processes, and procedures based on clearly defined criteria that represent each student's attainment of content knowledge and skills. These policies, processes, and procedures are implemented without fail across all grade levels and all courses. All stakeholders are aware of the policies, processes, and procedures. The policies, processes, and procedures are formally and regularly evaluated.	<ul style="list-style-type: none">•Sample report cards for each grade level and for all courses•Sample communications to stakeholders about grading and reporting•Policies, processes, and procedures on grading and reporting	Level 4

Indicator	Statement or Question	Response	Evidence	Rating
3.11	All staff members participate in a continuous program of professional learning.	All staff members participate in a rigorous, continuous program of professional learning that is aligned with the school's purpose and direction. Professional development is based on an assessment of needs of the school and the individual. The program builds measurable capacity among all professional and support staff. The program is rigorously and systematically evaluated for effectiveness in improving instruction, student learning, and the conditions that support learning.	<ul style="list-style-type: none">•Survey results	Level 4

Accreditation Report

Bonifay Elementary School

Indicator	Statement or Question	Response	Evidence	Rating
3.12	The school provides and coordinates learning support services to meet the unique learning needs of students.	School personnel systematically and continuously use data to identify unique learning needs of all students at all levels of proficiency as well as other learning needs (such as second languages). School personnel stay current on research related to unique characteristics of learning (such as learning styles, multiple intelligences, personality type indicators) and provide or coordinate related individualized learning support services to all students.	<ul style="list-style-type: none">•List of learning support services and student population served by such services•Data used to identify unique learning needs of students	Level 4

Reflect upon your responses to each of the indicators and performance levels by considering and responding to the following questions when drafting your narrative response. Use language from the performance level descriptions to guide your writing. Cite sources of evidence External Review team members may be interested in reviewing.

We believe we have a strong bond with our parent stakeholders. We do everything we can to keep them informed and involved. There is a need for more collaboration between grade levels. We are looking to implement more learning communities. We would also like to see more collaboration between new teachers and their mentors. Hopefully, we can see more regularly scheduled meetings and feedback.

Standard 4: Resources and Support Systems

The school has resources and provides services that support its purpose and direction to ensure success for all students.

Overall Rating: 3.43

Indicator	Statement or Question	Response	Evidence	Rating
4.1	Qualified professional and support staff are sufficient in number to fulfill their roles and responsibilities necessary to support the school's purpose, direction, and the educational program.	Policies, processes, and procedures ensure that school leaders have access to, hire, place, and retain qualified professional and support staff. School leaders systematically determine the number of personnel necessary to fill all the roles and responsibilities necessary to support the school purpose, educational programs, and continuous improvement. Sustained fiscal resources are available to fund positions critical to achieve the purpose and direction of the school.	<ul style="list-style-type: none"> •Policies, processes, procedures and other documentation related to the hiring, placement and retention of professional and support staff •Documentation of highly qualified staff 	Level 3

Indicator	Statement or Question	Response	Evidence	Rating
4.2	Instructional time, material resources, and fiscal resources are sufficient to support the purpose and direction of the school.	Instructional time, material resources, and fiscal resources are focused solely on supporting the purpose and direction of the school. Instructional time is fiercely protected in policy and practice. School leaders exhaust every option to secure material and fiscal resources to meet the needs of all students. School leaders measurably demonstrate that instructional time, material resources, and fiscal resources are allocated so that all students have equitable opportunities to attain challenging learning expectations. Efforts toward the continuous improvement of instruction and operations concentrate on achieving the school's purpose and direction.	<ul style="list-style-type: none"> •Survey results •School schedule 	Level 4

Indicator	Statement or Question	Response	Evidence	Rating
4.3	The school maintains facilities, services, and equipment to provide a safe, clean, and healthy environment for all students and staff.	School leaders have adopted or collaboratively created clear definitions and expectations for maintaining safety, cleanliness, and a healthy environment and they have shared these definitions and expectations with all stakeholders. All school personnel and students are accountable for maintaining these expectations. Valid measures are in place that allow for continuous tracking of these conditions. Improvement plans are developed and implemented by appropriate personnel to continuously improve these conditions. The results of improvement efforts are systematically evaluated regularly.	<ul style="list-style-type: none"> •Documentation of compliance with local and state inspections requirements •Documentation of emergency procedures such as fire drills, evacuation and other emergency procedures. •System for maintenance requests •Maintenance schedules 	Level 4

Accreditation Report

Bonifay Elementary School

Indicator	Statement or Question	Response	Evidence	Rating
4.4	Students and school personnel use a range of media and information resources to support the school's educational programs.	Students and school personnel have access to media and information resources necessary to achieve the educational programs of the school. Qualified personnel are available to assist students and school personnel in learning about the tools and locations for finding and retrieving information.	<ul style="list-style-type: none">•Data on media and information resources available to students and staff•Schedule of staff availability to assist students and school personnel related to finding and retrieving information•The qualified staff are housed at the district office. Needs are met on a first come, first serve basis.	Level 3

Indicator	Statement or Question	Response	Evidence	Rating
4.5	The technology infrastructure supports the school's teaching, learning, and operational needs.	The technology infrastructure meets the teaching, learning, and operational needs of most stakeholders. School personnel have a technology plan to improve technology services and infrastructure.	<ul style="list-style-type: none">•Survey results	Level 2

Indicator	Statement or Question	Response	Evidence	Rating
4.6	The school provides support services to meet the physical, social, and emotional needs of the student population being served.	School personnel implement a clearly defined process to determine the physical, social, and emotional needs of each student in the school. School personnel provide or coordinate programs to meet the needs of all students. Valid and reliable measures of program effectiveness are in place, and school personnel use the data from these measures to regularly evaluate all programs. Improvement plans related to these programs are designed and implemented to more effectively meet the needs of all students.	<ul style="list-style-type: none">•Agreements with school community agencies for student-family support•List of support services available to students	Level 4

Indicator	Statement or Question	Response	Evidence	Rating
4.7	The school provides services that support the counseling, assessment, referral, educational, and career planning needs of all students.	School personnel implement a clearly defined, systematic process to determine the counseling, assessment, referral, educational, and career planning needs of all students. School personnel provide or coordinate programs necessary to meet the needs of all students. Valid and reliable measures of program effectiveness are in place, and school personnel use the data from these measures to regularly evaluate all programs. Improvement plans related to these programs are designed and implemented to more effectively meet the needs of all students.	<ul style="list-style-type: none">•Description of IEP process•Description of referral process	Level 4

Reflect upon your responses to each of the indicators and performance levels by considering and responding to the following questions when drafting your narrative response. Use language from the performance level descriptions to guide your writing. Cite sources of evidence External Review team members may be interested in reviewing.

For the most part our students have been given the opportunity to use available technology. However, we continue to have some students who haven't been given the privilege. The IEP and MTSS documentation process is rigorous and time consuming. We are understaffed and it has been noted that we have made our gains even though we are in this situation.

Standard 5: Using Results for Continuous Improvement

The school implements a comprehensive assessment system that generates a range of data about student learning and school effectiveness and uses the results to guide continuous improvement.

Overall Rating: 3.2

Indicator	Statement or Question	Response	Evidence	Rating
5.1	The school establishes and maintains a clearly defined and comprehensive student assessment system.	School personnel maintain and use an assessment system that produces data from multiple assessment measures, including locally developed and standardized assessments about student learning and school performance. The system ensures consistent measurement across classrooms and courses. Most assessments, especially those related to student learning, are proven reliable and bias free. The system is regularly evaluated for reliability and effectiveness in improving instruction, student learning, and the conditions that support learning.	<ul style="list-style-type: none"> •Documentation or description of evaluation tools/protocols •Brief description of student assessment system including range of data produced from standardized and local assessments on student learning and school performance 	Level 3

Indicator	Statement or Question	Response	Evidence	Rating
5.2	Professional and support staff continuously collect, analyze, and apply learning from a range of data sources, including comparison and trend data about student learning, instruction, program evaluation, and organizational conditions.	Systematic processes and procedures for collecting, analyzing, and applying learning from multiple data sources are used consistently by professional and support staff. Data sources include comparison and trend data that provide a complete picture of student learning, instruction, the effectiveness of programs, and the conditions that support learning. School personnel use data to design, implement, and evaluate continuous improvement plans to improve student learning, instruction, the effectiveness of programs, and organizational conditions.	<ul style="list-style-type: none"> •Examples of use of data to design, implement, and evaluate continuous improvement plans and apply learning •List of data sources related to student learning, instruction, program effectiveness, and conditions that support learning 	Level 3

Indicator	Statement or Question	Response	Evidence	Rating
5.3	Professional and support staff are trained in the evaluation, interpretation, and use of data.	All professional and support staff members are regularly and systematically assessed and trained in a rigorous, individualized professional development program related to the evaluation, interpretation, and use of data.	<ul style="list-style-type: none"> •Documentation of attendance and training related to data use 	Level 4

Accreditation Report

Bonifay Elementary School

Indicator	Statement or Question	Response	Evidence	Rating
5.4	The school engages in a continuous process to determine verifiable improvement in student learning, including readiness for and success at the next level.	Policies and procedures describe a process for analyzing data that determine verifiable improvement in student learning, including readiness for and success at the next level. Results indicate improvement, and school personnel consistently use these results to design, implement, and evaluate the results of continuous improvement action plans related to student learning, including readiness for and success at the next level.	•Evidence of student readiness for the next level •Evidence of student growth	Level 3

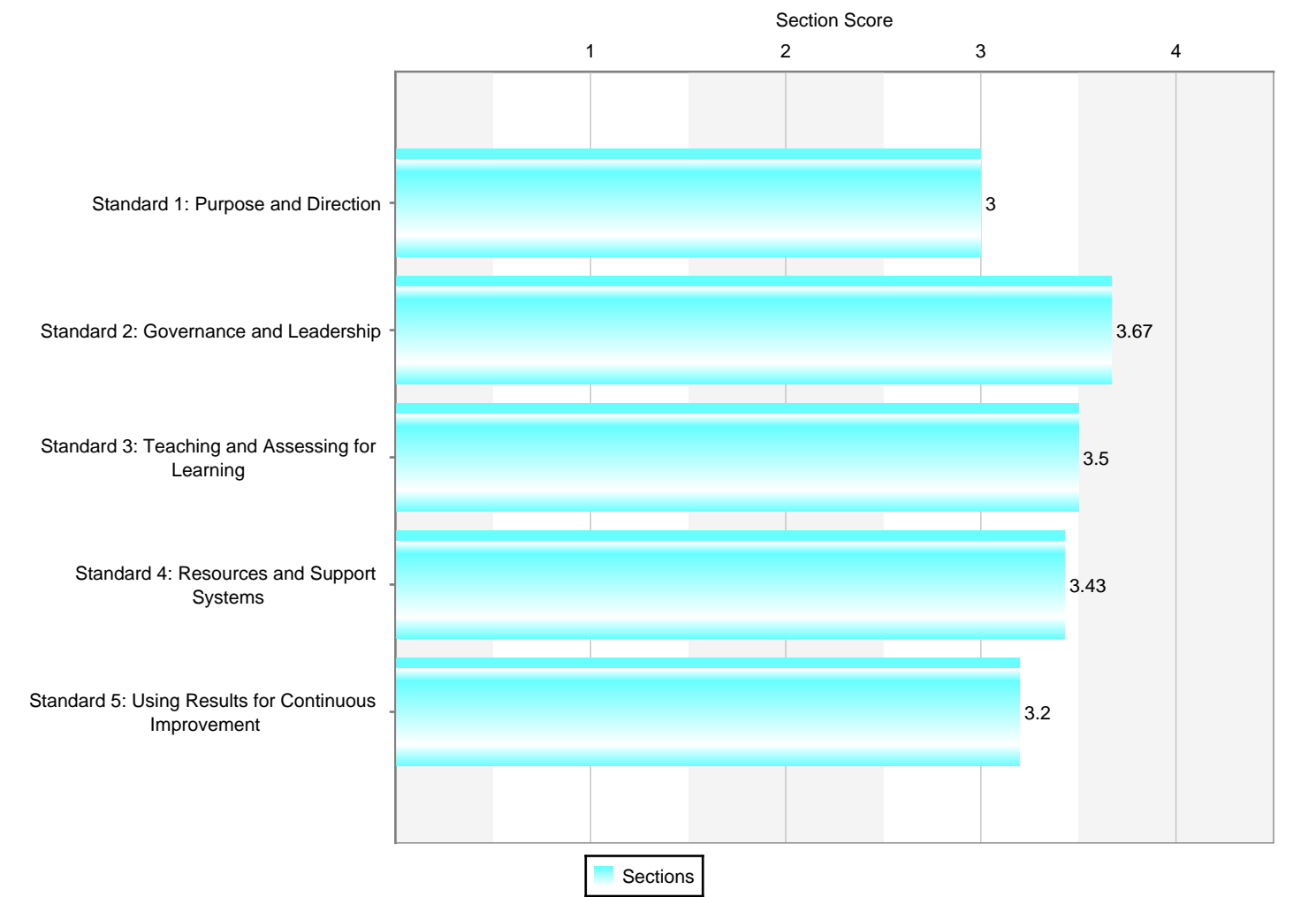
Indicator	Statement or Question	Response	Evidence	Rating
5.5	Leadership monitors and communicates comprehensive information about student learning, conditions that support student learning, and the achievement of school improvement goals to stakeholders.	Leaders monitor comprehensive information about student learning, conditions that support student learning, and the achievement of school improvement goals. Leaders regularly communicate results using multiple delivery methods to all stakeholder groups.	•Sample communications to stakeholders regarding student learning, conditions that support learning, and achievement of school improvement goals	Level 3

Reflect upon your responses to each of the indicators and performance levels by considering and responding to the following questions when drafting your narrative response. Use language from the performance level descriptions to guide your writing. Cite sources of evidence External Review team members may be interested in reviewing.

Many of our teachers use data to inform their instructional needs. They use information from weekly and biweekly exams, as well as progress monitoring information to adjust small group needs and individual needs. We are working on our progress monitoring system. At this time we are looking at a different assessment tool for math. This tool would provide the feedback that we currently aren't receiving.

Report Summary

Scores By Section



Stakeholder Feedback Diagnostic

Introduction

The Stakeholder Feedback Diagnostic is designed to analyze the institution's survey results in terms of areas of achievement and areas that need improvement. Further, the diagnostic is essential to the accreditation and continuous improvement processes in that it provides the institution with a comprehensive view of the aggregate scores of the surveys administered, and the actual total of respondents for each survey type to derive a single score for this diagnostic. The performance level score computed at the completion of the diagnostic is used to broaden and enhance the external review team's understanding of the stakeholder's perceptions of the institution; the diagnostic should be used in the same manner by the institution as it engages in improvement planning.

Stakeholder Feedback Data

Label	Assurance	Response	Comment	Attachment
1.	Did you complete the Stakeholder Feedback Data document offline and upload below?	Yes		Stakeholder Feedback Data Document stakeholder feedback data document

Evaluative Criteria and Rubrics

Overall Rating: 3.5

	Statement or Question	Response	Rating
1.	Questionnaire Administration	All required AdvancED questionnaires were used by the institution to receive stakeholder feedback. The minimum response rate for each population was met (parent questionnaire: equal to or greater than 20%, student questionnaire(s): equal to or greater than 40%, staff questionnaire: equal to or greater than 60%). Questionnaires were administered with complete fidelity to the appropriate administrative procedures. In every instance, the stakeholders to whom these questionnaires were administered fully represented the populations served by the institution. Appropriate accommodations were provided as necessary for all participants.	Level 4

	Statement or Question	Response	Rating
2.	Stakeholder Feedback Results and Analysis	All questionnaires had an average item value of 3.20 or above (on a 5.0 scale). Results of stakeholder feedback collected by the institution were acceptably analyzed and presented with reasonable clarity.	Level 3

Areas of Notable Achievement

Which area(s) indicate the overall highest level of satisfaction or approval?

Parent surveys show teaching assessing as the highest level and staff surveys show purpose and direction as the highest. Unfortunately we have no student survey information to report.

Which area(s) show a trend toward increasing stakeholder satisfaction or approval?

Resources and support and governance and leadership.

Which of the above reported findings are consistent with findings from other stakeholder feedback sources?

We do not have other resources in order to pull information.

Areas in Need of Improvement

Which area(s) indicate the overall lowest level of satisfaction or approval?

Teaching and assessing of learning.

Which area(s) show a trend toward decreasing stakeholder satisfaction or approval?

Governance and leadership

What are the implications for these stakeholder perceptions?

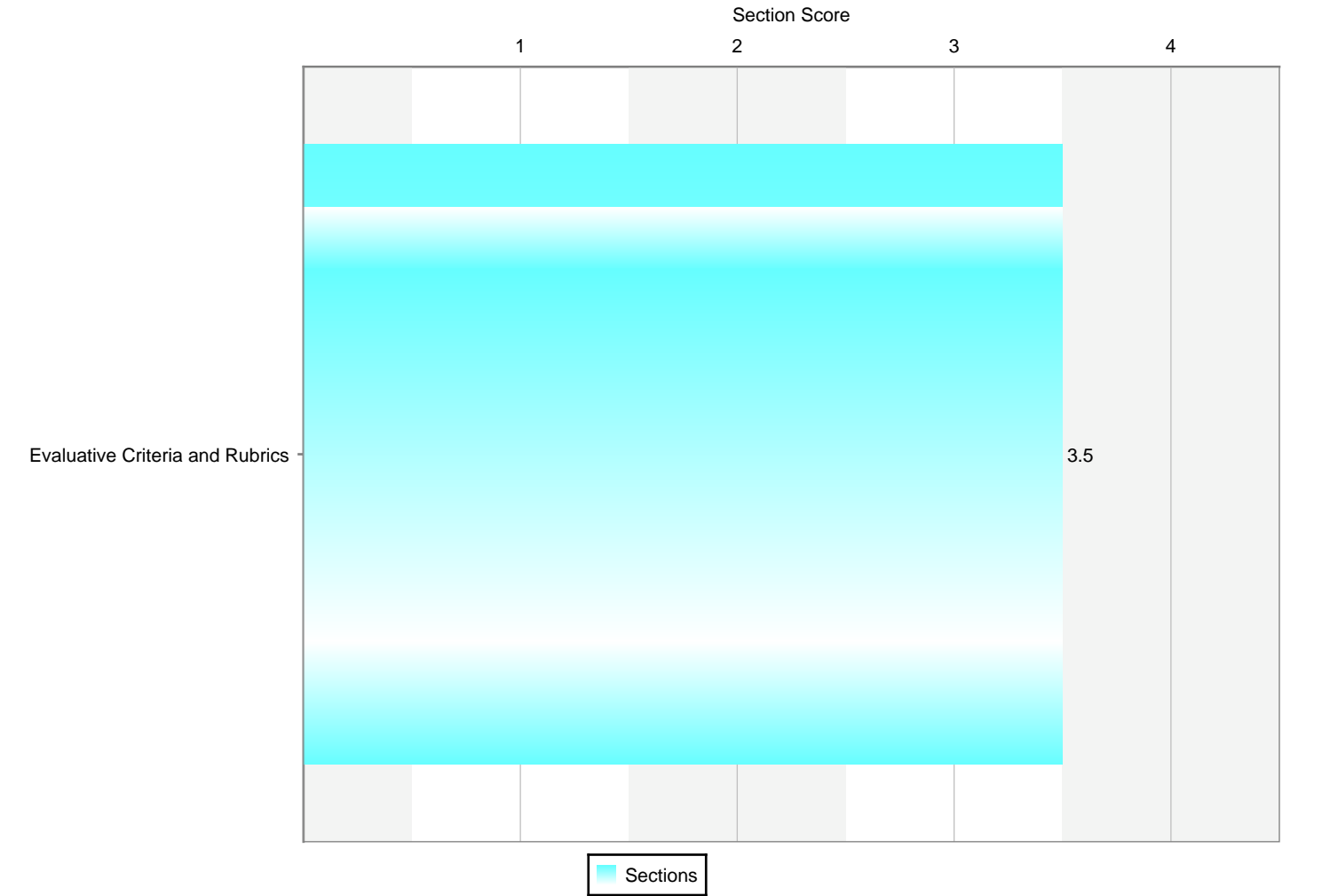
The leadership team needs to take a closer look at the needs of our stakeholders.

Which of the above reported findings are consistent with findings from other stakeholder feedback sources?

Again, other resources of stakeholder feedback is unavailable.

Report Summary

Scores By Section



Student Performance Diagnostic

Introduction

The Student Performance Diagnostic provides an institution with a process to report summative student assessments. This diagnostic is significant to the accreditation and continuous improvement process as it serves as a resource for schools to view content area assessment results required by the state, district, or other entities, determine the quality and reliability of the given assessments, and show the alignment of the assessments to the school's curriculum. The performance level computed at the completion of the diagnostic is used by the external review team as a comprehensive report to understand fully the institution's assessment program; the diagnostic should be used in the same manner by the institution as it engages in improvement planning.

Student Performance Data

Label	Assurance	Response	Comment	Attachment
1.	Did you complete the Student Performance Data document offline and upload below?	Yes		Student Performance Data Document Students With Disabilities Student Performance by Ethnicity

Evaluative Criteria and Rubrics

Overall Rating: 3.25

	Statement or Question	Response	Rating
1.	Assessment Quality	The array of assessment devices used by the institution to determine students' performances is sufficiently aligned so that valid inferences can be reached regarding students' status with respect to the majority of those curricular aims regarded as high-priority instructional targets. The documentation provided in support of this alignment is relatively persuasive. Most of the assessments used are accompanied by evidence demonstrating that they satisfy accepted technical requirements.	Level 3

	Statement or Question	Response	Rating
2.	Test Administration	All the assessments used by the institution to determine students' performances, whether externally acquired or internally developed, have been administered with complete fidelity to the administrative procedures appropriate for each assessment. In every instance, the students to whom these assessments were administered are accurately representative of the students served by the institution. Appropriate accommodations have been provided for all assessments so that valid inferences can be made about all students' status with respect to all of the institution's targeted curricular outcomes.	Level 4

	Statement or Question	Response	Rating
3.	Quality of Learning	Evidence of student learning promoted by the institution is acceptably analyzed and presented with reasonable clarity. In comparison to institutions functioning in a similar educational context, students' status, improvement, and/or growth evidence indicates that the level of student learning is at or above what would otherwise be expected.	Level 3

	Statement or Question	Response	Rating
4.	Equity of Learning	Evidence of student learning indicates achievement gaps exist among subpopulations of students, and these achievement gaps have noticeably declined.	Level 3

Areas of Notable Achievement

Which area(s) are above the expected levels of performance?

Our students were noted as being in the top 10 percent in the state during the 2015-16 school year.

Describe the area(s) that show a positive trend in performance.

Teachers are continually using data to fine tune instruction and provide remediation. The administration team keeps an ongoing conversation about ways to support our teachers.

Which area(s) indicate the overall highest performance?

Sixty percent of fourth students scored a level 3 or higher on FSA in math during the 2015-16 school year.

Which subgroup(s) show a trend toward increasing performance?

Students with disabilities showed a 25% increase with five out of the twenty-one students scoring level 3 or above on FSA math.

Between which subgroups is the achievement gap closing?

The gap between our students with disabilities and general education students are closing. The last two years we've placed students with disabilities in the general education classrooms with an extra teacher in order to provide the needed support.

Which of the above reported findings are consistent with findings from other data sources?

Other data sources are unavailable. We have district created progress monitoring assessments. However, they are not consistent with this information.

Areas in Need of Improvement

Which area(s) are below the expected levels of performance?

Third and fourth grade students, both, scored below expected levels of performance on the content area Integration of Knowledge and Ideas on FSA.

Describe the area(s) that show a negative trend in performance.

The content area of Integration of Knowledge and Ideas on FSA in both 3rd and 4th grade.

Which area(s) indicate the overall lowest performance?

During the 2015-16 school year, reading was the area our 3rd & 4th grade students scored the lowest.

Which subgroup(s) show a trend toward decreasing performance?

On the FSA , students with disabilities, in math, show a trend toward decreasing performance.

Between which subgroups is the achievement gap becoming greater?

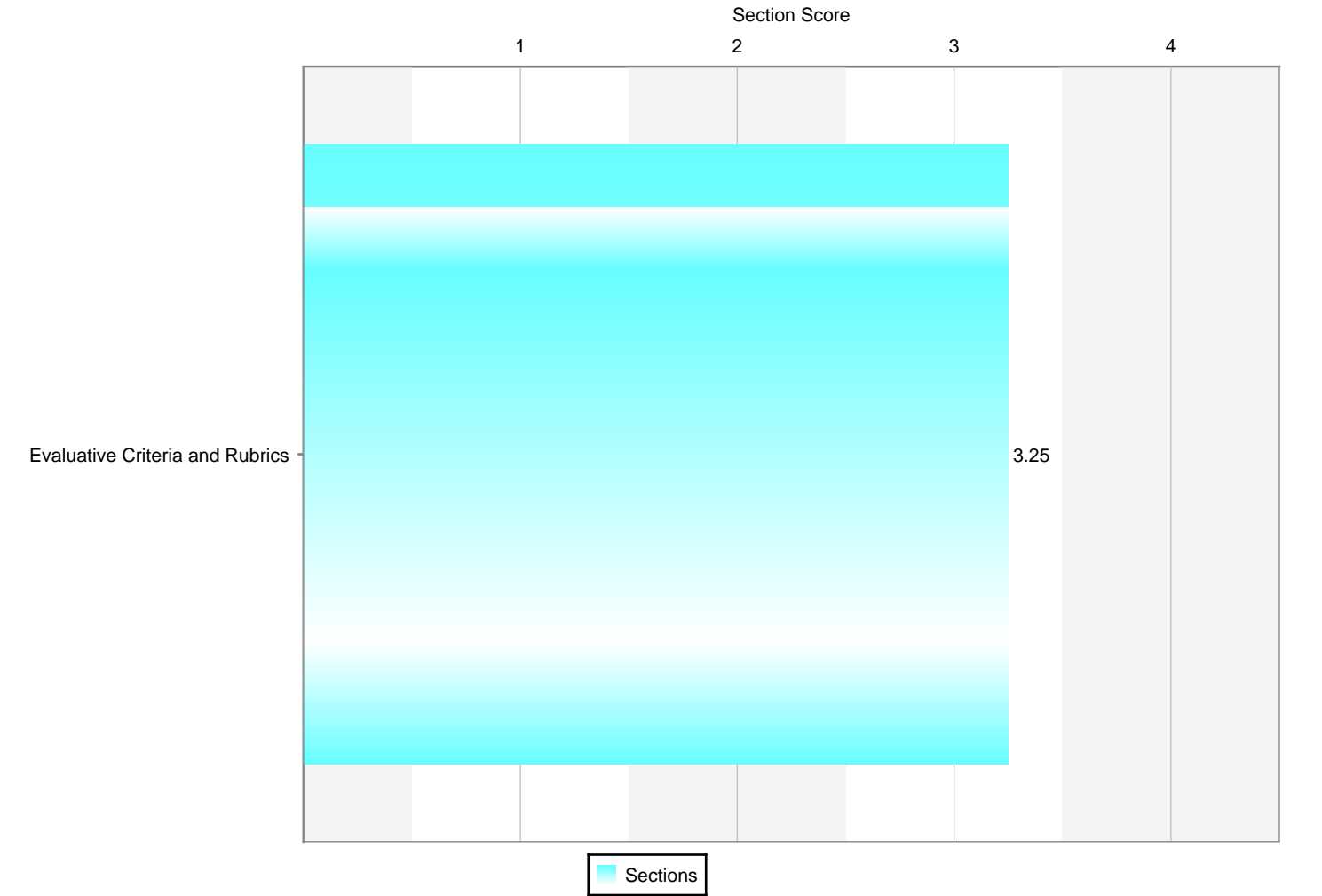
The achievement gap is becoming greater between multi-racial students and African American students. Multi-racial students have shown higher scores on the 2015-16 FSA math assessment.

Which of the above reported findings are consistent with findings from other data sources?

When compared to the district progress monitor, students with disabilities continue to decline in math.

Report Summary

Scores By Section



AdvancED Assurances

Introduction

AdvancED Policies and Procedures outline certain requirements that all institutions must meet in order to be in compliance. Institutions are required to verify whether or not they meet these requirements by answering a series of questions and in some cases, attaching evidence for review.

By responding to the questions in ASSIST and attaching evidence when required, the institution has verified whether it meets or does not meet each of the Assurances for Accreditation.

AdvancED Assurances

Label	Assurance	Response	Comment	Attachment
1.	The institution has read, understands, and complies with the AdvancED Policies and Procedures.	Yes		

Label	Assurance	Response	Comment	Attachment
2.	<p>The institution has reported all substantive changes in the institution that affect the scope and/or have an impact on the institution's ability to meet the AdvancED standards and policies. Such changes include, but are not limited to:</p> <ul style="list-style-type: none"> - Restructuring (merging, opening, or closing) of the institution or institution(s) within its jurisdiction - Mission and purpose of the institution - Governance structure of the institution, including changing to a charter school/school system, being the subject of a state takeover, or a change in ownership - Grade levels served by the institution - Staffing, including administrative and other non-teaching professionals personnel - Available facilities, including upkeep and maintenance - Level of funding - School day or school year - Establishment of an additional location geographically apart from the main campus - Student population that causes program or staffing modification(s) - Available programs, including fine arts, practical arts and student activities 	Yes		

Label	Assurance	Response	Comment	Attachment
3.	The institution implements a written security and crisis management plan which includes emergency evacuation procedures and appropriate training for stakeholders. Attach the security and crisis management plan. (optional)	Yes		

Label	Assurance	Response	Comment	Attachment
4.	The institution monitors all financial transactions through a recognized, regularly audited accounting system.	Yes		

Label	Assurance	Response	Comment	Attachment
5.	The institution engages in a continuous improvement process and implements an improvement plan. Attach the improvement plan if the plan is not located in AdvancED's Adaptive System of School Improvement Support Tools (ASSIST).	Yes		

Bonifay Elementary School Plan for Growth

Overview

Plan Name

Bonifay Elementary School Plan for Growth

Plan Description

This is one way we will continue to increase student gains in math and reading each year.

Goals Summary

The following is a summary of the goals encompassed in this plan. The details for each goal are available in the next section.

#	Goal Name	Goal Details	Goal Type	Total Funding
1	We will continue to work on achieving student gains in reading and math.	Objectives: 1 Strategies: 1 Activities: 1	Organizational	\$0

Goal 1: We will continue to work on achieving student gains in reading and math.

Measurable Objective 1:

increase student growth in reading and math by 05/26/2017 as measured by formative and summative assessments .

Strategy 1:

Kagan "Showdown" - This strategy will be used in small group and whole group setting. One teammate reads a question aloud. Students work independently to solve the problem, then show their answers when a teammate calls, "Showdown!" They then celebrate or coach.

Research Cited: Journal of Education and Training Studies. Vol. 3, No. 6. (2015). The Effects of Cooperative Learning Strategies on Vocabulary Skills of 4th Grade Students. Redframe Publishing

Activity - Small group activities	Activity Type	Begin Date	End Date	Resource Assigned	Source Of Funding	Staff Responsible
Daily small groups	Academic Support Program	08/15/2016	05/26/2017	\$0	No Funding Required	teachers, teachers aides, inclusion teachers, administration

Status	Progress Notes	Created On	Created By
Completed		January 12, 2017	Melissa Ward

Activity Summary by Funding Source

Below is a breakdown of your activities by funding source

No Funding Required

Activity Name	Activity Description	Activity Type	Begin Date	End Date	Resource Assigned	Staff Responsible
Small group activities	Daily small groups	Academic Support Program	08/15/2016	05/26/2017	\$0	teachers, teachers aides, inclusion teachers, administration
Total					\$0	